

Lese- Stationen

Name: _____

		✓	😊	😐	😞
1	Buchstaben mit Bild verbinden				
2	Nach Anlautbildern schreiben				
3	Laute in Bildern finden				
4	Anlaut, Inlaut, Auslaut				
5	Richtige Buchstaben zuordnen				
6	Domino				

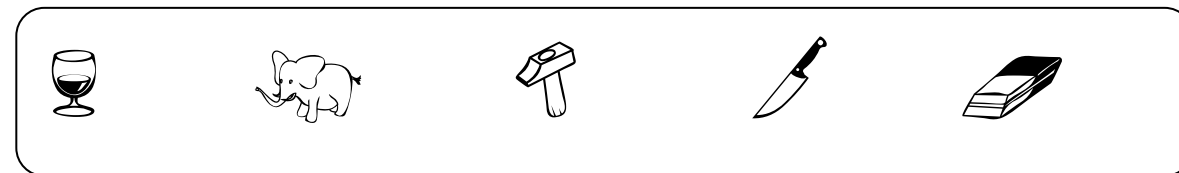

Anlauf-Font: Peter Wiegel www.peter-wiegel.de

Schulportal.digital

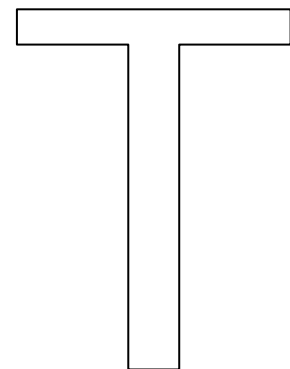



Station 1

- Verbinde jedes Bild mit dem richtigen Anfangsbuchstaben.













- Male Bild und Anfangsbuchstabe in der gleichen Farbe an.



Station 2

- Schreibe die Wörter auf.

 _ _ _ _ _	
 _ _ _ _ _	
 _ _ _ _ _	
 _ _ _ _ _	
 _ _ _ _ _	

Station 3






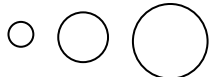
H h



B b



L l



G g



richtig = grün


















falsch = rot



Station 4

- Wo hörst du das T, t?

				
<input type="text"/>	<input type="text"/>	<input type="text"/>	<input type="text"/>	<input type="text"/>
				
<input type="text"/>	<input type="text"/>	<input type="text"/>	<input type="text"/>	<input type="text"/>
				
<input type="text"/>	<input type="text"/>	<input type="text"/>	<input type="text"/>	<input type="text"/>

- Male das T jeweils grün aus.

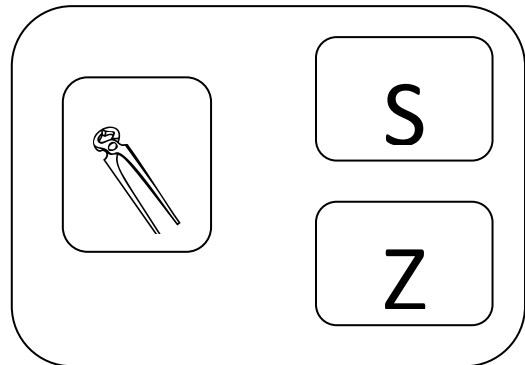
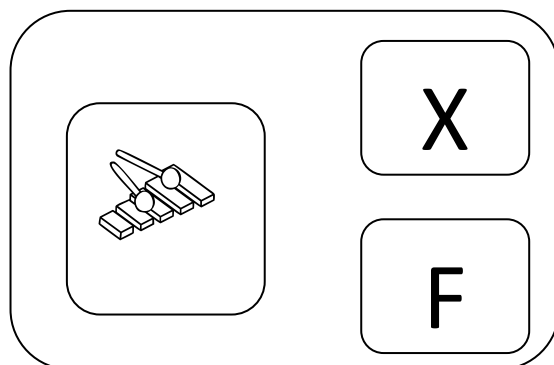
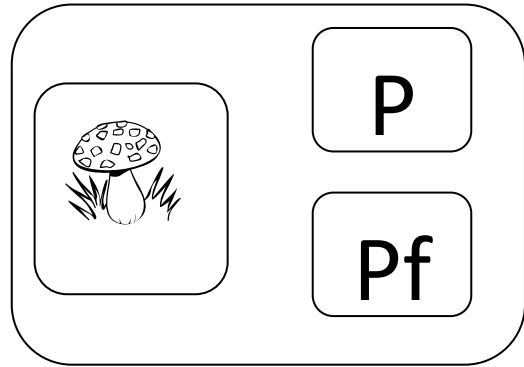
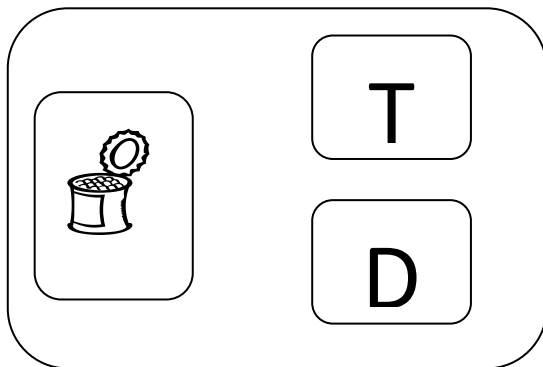
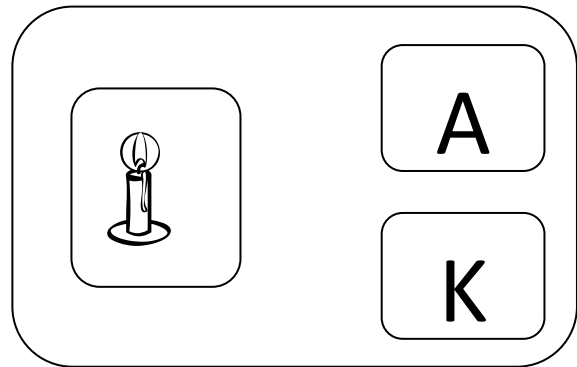
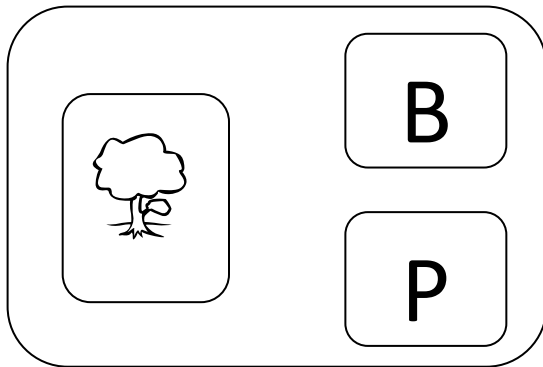
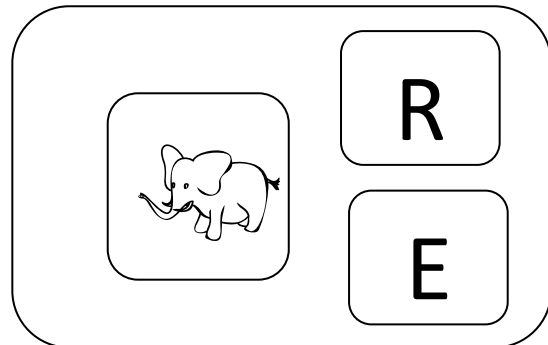
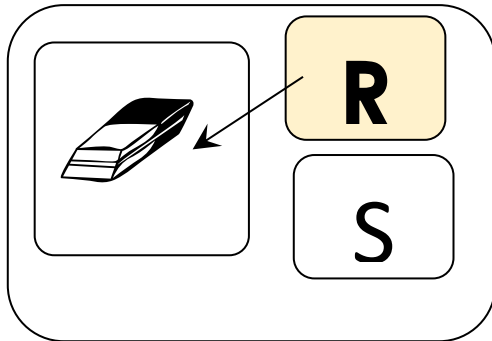
A T Z T I O T K T Ö T S A T K T D

- Male die Kästchen mit T oder t grün aus.

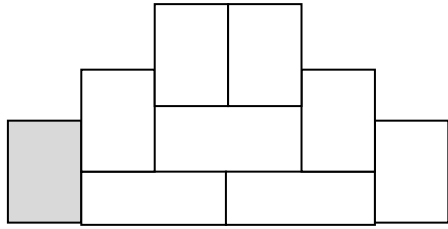
T	H	T	K	L	T	t	Z	o	T
S	T	t	i	f	G	H	e	T	f
T	F	l	h	t	T	L	t	Z	F
T	R	t	T	o	t	i	T	J	T
M	K	k	s	T	f	T	l	A	t
S	t	T	b	R	T	J	t	T	X

Station 5

- Welcher Buchstabe passt zum Bild? Verbinde und male den Buchstaben aus.



Station 6



- Schneide die Kärtchen an den doppelten Linien aus.
- Lege das Domino richtig zusammen und klebe es auf ein Blatt. Beginne mit dem grauen Kärtchen.

	Rr				
	Ss			Sch sch	
	Spsp				Eu eu
	Ää		Au au		Cc

Additional elements in the domino structure:
- A sun icon is next to the 'Ss' domino.
- A car icon is next to the 'Ää' domino.
- A pig icon is in the grey domino.
- An owl icon is next to the 'Eu eu' domino.
- A computer icon is next to the 'Cc' domino.
- A pair of scissors icon is next to the 'Sch sch' domino.
- A mobile phone icon is next to the 'Rr' domino.